

HO CHI MINH CITY UNIVERSITY OF TECHNOLOGY
OFFICE FOR INTERNATIONAL STUDY PROGRAMS

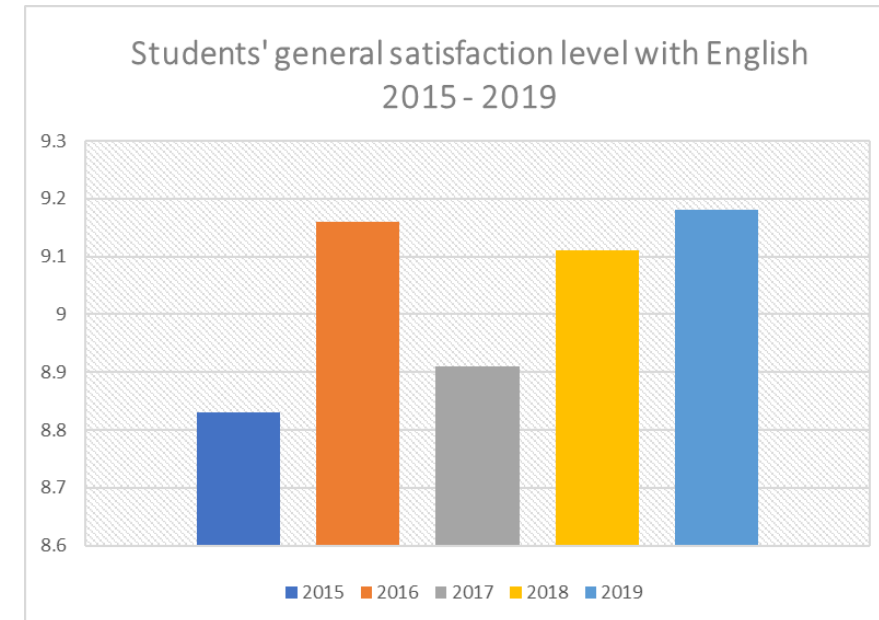


**SURVEY RESULT OF
STUDENTS' OPINION ON PRE-UNIVERSITY SUBJECTS
2019**

HCM City, 15th November 2019

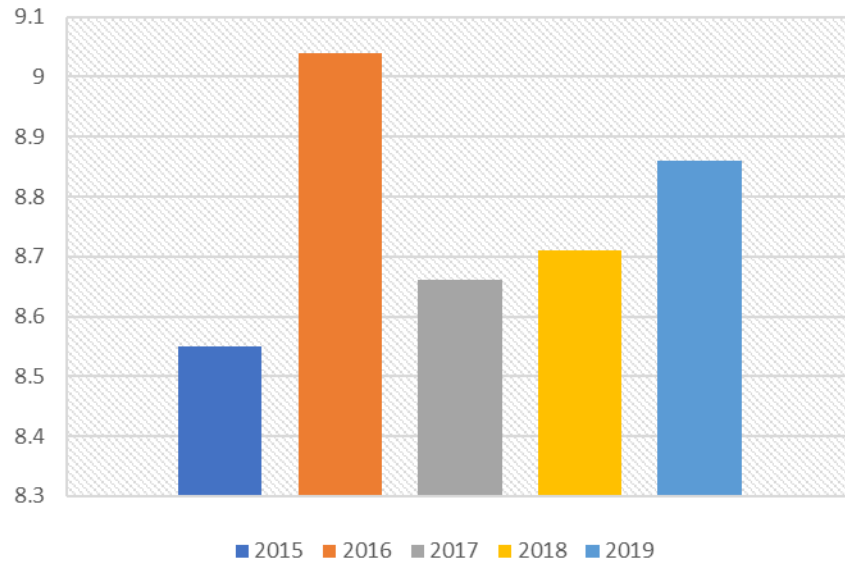
RESULTS OF ENGLISH 2019

No	Evaluation Criteria (Level of students' satisfaction: 1-Unsatisfied → 10-Very satisfied)	Mean (midterm 2019)	Mean (final term 2019)	Mean (midterm vs final term)
	Total of samples collected	1129	1102	(27)
1	Lecturer's dress code	9.48	9.51	0.03
2	Lecturer's schedule (class time, break time, after class)	9.48	9.44	(0.04)
3	Seriousness during teaching	9.49	9.45	(0.04)
4	Enthusiasm during teaching	9.48	9.38	(0.10)
5	Openness during teaching	9.46	9.42	(0.03)
6	Out-of-school communication with the lecturer	9.03	9.14	0.11
7	Lecturer's teaching tools	9.19	9.30	0.12
8	Lecturer's teaching materials	9.33	9.37	0.03
9	Fluency of teaching content	9.42	9.39	(0.03)
10	Novelty of teaching content	9.16	9.17	0.01
11	LISTENING / SPEAKING skills practice	9.22	9.21	(0.02)
12	READ / WRITING skills practice	9.22	9.24	0.02
13	Exercises allocation in class	9.22	9.24	0.02
14	Homework allocation	9.16	9.20	0.04



RESULTS OF SOFT SKILLS 2019 (LECTURER)

Students' general satisfaction level with
Soft skills
2015 - 2019



No	Evaluation Criteria (Level of students' satisfaction: 1-Unsatisfied → 10-Very satisfied)	Mean (midterm 2019)	Mean (final term 2019)	Mean (midterm vs final term)
	Total of samples collected	824	797	(27)
1	Lecturer's dress code	9.52	9.58	0.06
2	Lecturer's schedule (class time, break time, after class)	9.34	9.44	0.11
3	Punctual responding to group / individual assignments	9.43	9.48	0.05
4	Seriousness during teaching	9.56	9.57	0.01
5	Enthusiasm during teaching	9.54	9.57	0.03
6	Openness during teaching	9.49	9.52	0.04
7	Out-of-school communication with the lecturer	9.06	9.24	0.18
8	Lecturer's teaching tools	9.15	9.30	0.15
9	Lecturer's teaching materials	9.12	9.26	0.14
10	Fluency of teaching content	9.39	9.43	0.03
11	Novelty of teaching content	9.03	9.20	0.16
12	LEARNING skills practice	9.05	9.21	0.16
13	LIFE skills practice	9.12	9.18	0.07
14	Exercises allocation in class	9.04	9.12	0.07
15	Homework allocation	8.85	9.09	0.24
16	Atmosphere created by the lecturer	9.13	9.21	0.09
17	Lecturer's ability to inspire	9.05	9.24	0.19
18	Lecturer's ability to link the content to application	9.08	9.21	0.13
19	Reasonable study time allocation	8.93	9.19	0.26
20	Lecturer's ability to create an atmosphere for discussion	9.20	9.26	0.05
21	Lecturer's ability to provide feedback on students' presentations/ exercises	9.24	9.35	0.12
22	English is used as the main language during teaching.	9.26	9.22	(0.03)
23	Lecturer's standard English pronunciation	9.08	9.11	0.03
24	Lecturer's teaching in English is easy to understand.	9.04	9.18	0.14
25	Lecturer uses a variety of English vocabulary.	8.86	9.05	0.19
26	The level of general satisfaction with the lecturer	9.13	9.33	0.21
27	The level of general satisfaction with the subject	8.87	8.86	(0.01)

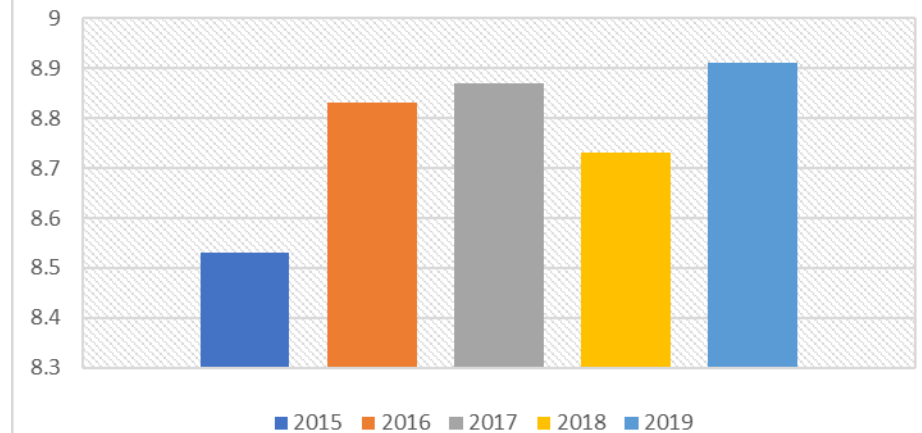
RESULTS OF SOFT SKILLS 2019 (TEACHING ASSISTANT)

No	Evaluation Criteria (Level of students' satisfaction: 1-Unsatisfied → 10-Very satisfied)	Mean (midterm 2019)	Mean (final term 2019)	Mean (midterm vs final term)
	Total of samples collected	781	752	(29)
1	Teaching assistant's dress code	9.47	9.48	0.01
2	Assistance on classroom issues	9.36	9.42	0.06
3	Assistance on OISP related issues	9.29	9.37	0.09
4	Ability to comment on group exercises	9.16	9.32	0.16
5	The level of general satisfaction with the teaching assistant	9.24	9.39	0.15

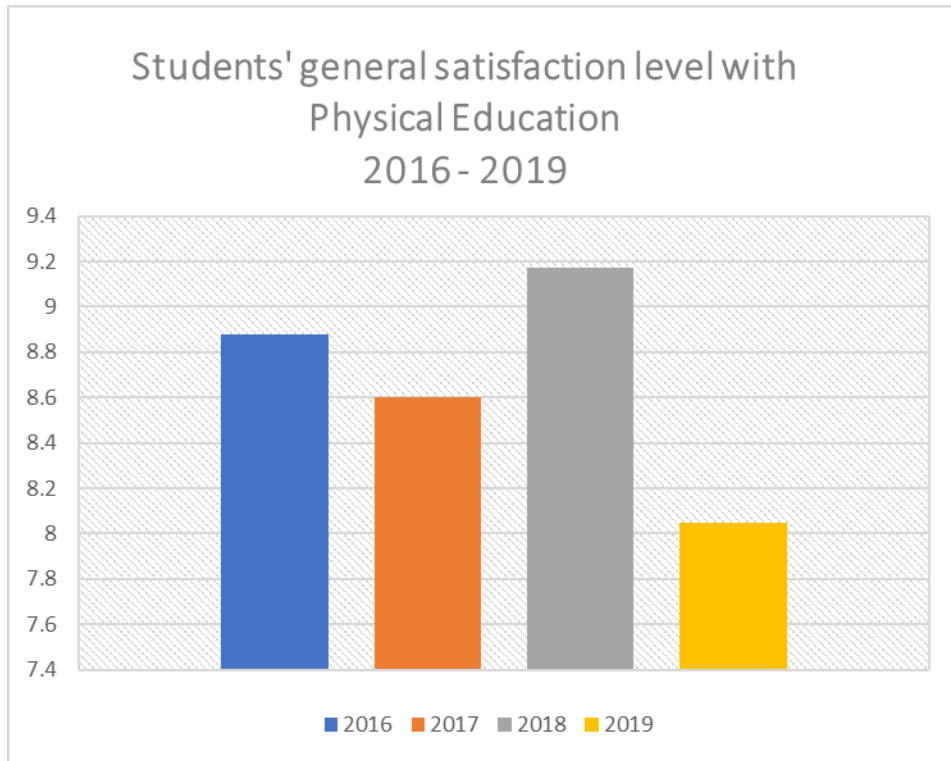
RESULTS OF SOCIAL SKILLS 2019

No	Evaluation Criteria (Level of students' satisfaction: 1-Unsatisfied → 10-Very satisfied)	Mean (midterm 2019)	Mean (final term 2019)	Mean (midterm vs final term)
	Total of samples collected	777	728	(49)
1	Lecturer's dress code	9.46	9.45	(0.01)
2	Lecturer's schedule (class time, break time, after class)	9.45	9.37	(0.08)
3	Seriousness during teaching	9.51	9.45	(0.07)
4	Enthusiasm during teaching	9.50	9.41	(0.09)
5	Openness during teaching	9.42	9.35	(0.07)
6	Out-of-school communication with the lecturer	8.88	8.94	0.06
7	Lecturer's teaching tools	9.09	9.11	0.02
8	Lecturer's teaching materials	9.10	9.09	(0.01)
9	Fluency of teaching content	9.34	9.31	(0.03)
10	Novelty of teaching content	9.17	9.08	(0.09)
11	Exercises allocation in class	9.29	9.12	(0.17)
12	Homework allocation	9.11	9.08	(0.03)
13	Lecturer's ability to inspire	9.19	9.08	(0.11)
14	Lecturer's ability to link the content to application	9.16	9.08	(0.08)
15	Reasonable study time allocation	9.17	9.12	(0.05)
16	Lecturer's ability to create an atmosphere for discussion	9.19	9.07	(0.12)
17	Ability to practice skills	9.32	9.24	(0.08)
18	The level of general satisfaction with the lecturer	9.22	9.18	(0.04)
19	The level of general satisfaction with the subject	8.97	8.91	(0.06)

Students' general satisfaction level
with Social skills
2015 - 2019



RESULTS OF PHYSICAL EDUCATION 2019



No	Evaluation Criteria (Level of students' satisfaction: 1-Unsatisfied → 10-Very satisfied)	Mean (midterm 2019)	Mean (final term 2019)	Mean (midterm vs final term)
	Total of samples collected		564	528
1	Lecturer's dress code	9.22	8.93	(0.29)
2	Lecturer's schedule (class time, break time, after class)	9.09	8.58	(0.52)
3	Seriousness during teaching	9.11	8.69	(0.42)
4	Enthusiasm during teaching	8.98	8.41	(0.57)
5	Openness during teaching	8.89	8.35	(0.54)
6	Out-of-school communication with the lecturer	8.51	8.00	(0.51)
7	Lecturer's teaching tools	8.82	8.40	(0.42)
8	Lecturer's teaching materials	8.68	8.31	(0.37)
9	Fluency of teaching content	8.91	8.46	(0.46)
10	Novelty of teaching content	8.39	8.03	(0.36)
11	Exercises allocation in class	8.88	8.33	(0.55)
12	Homework allocation	8.61	8.23	(0.38)
13	Lecturer's ability to inspire	8.52	7.91	(0.61)
14	Lecturer's ability to link the content to application	8.62	8.12	(0.50)
15	Reasonable study time allocation	8.85	8.29	(0.56)
16	Lecturer's ability to create an atmosphere for discussion	8.59	8.13	(0.46)
17	Ability to practice skills	8.96	8.38	(0.58)
18	The level of general satisfaction with the lecturer	8.77	8.24	(0.53)
19	The level of general satisfaction with the subject	8.58	8.05	(0.53)